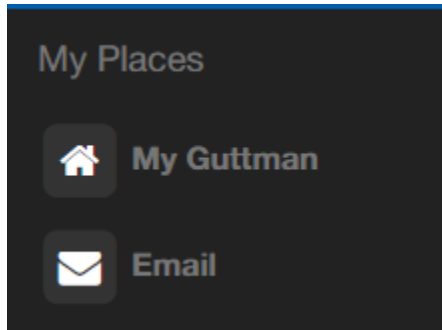


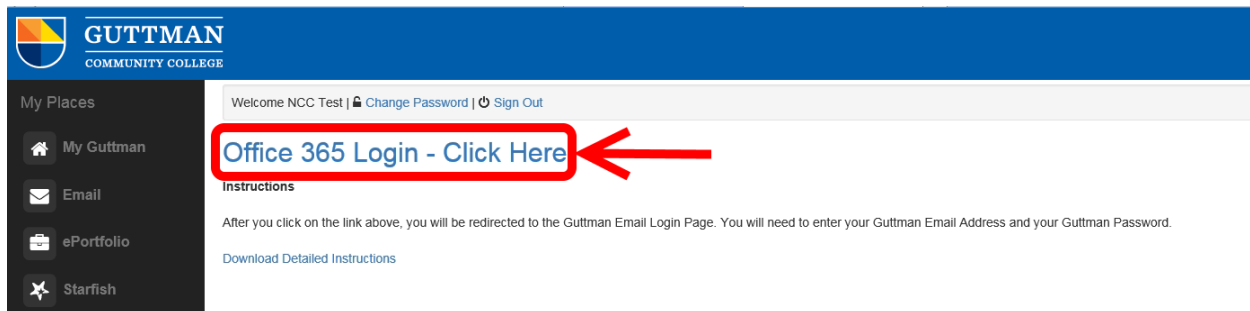
Signing into your Guttman Email

Accessing your Guttman Email

Sign in to the My Guttman Portal (<https://my.guttman.cuny.edu/>) and click on “Email” on the left navigation bar.



You will be redirected to a page with a copy of these instructions and you will see a large link at the top to access your Guttman Email. Click this link and you will be asked to log in again.



Signing In

New Sign In

If you see the following screen:

Work or school account

Keep me signed in

[Sign in](#) [Back](#)

[Can't access your account?](#)

Enter in your Guttman Email Address and your Guttman Password. This is the same password you used to sign into the My Guttman Portal.

Work or school account

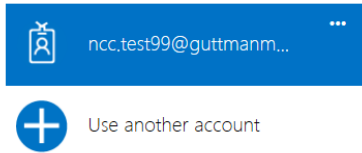
Keep me signed in

[Sign in](#) [Back](#)

[Can't access your account?](#)

Old Sign In

You may also see the following screen:



If this is your Guttman Email Address, click on it and you will be asked to enter your Guttman Password. This is the same password you used to sign into the My Guttman Portal.

Work or school account



Keep me signed in

[Sign in](#) [Back](#)

[Can't access your account?](#)

If this is not your Guttman Email Address, click on “Use another account” and enter your Guttman Email Address and Guttman Password. This is the same password you used to sign into the My Guttman Portal.

Work or school account

Keep me signed in

[Sign in](#) [Back](#)

[Can't access your account?](#)